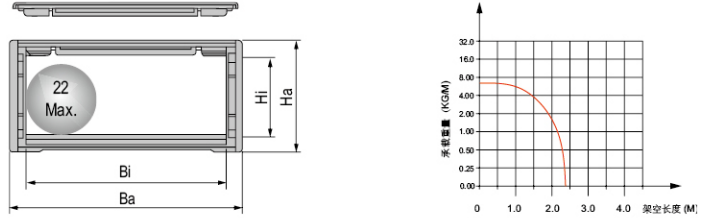


J25F.1.S 系列 - 封闭两侧可打开

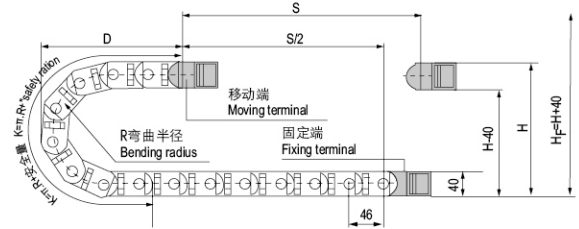
Series of J25F.1.S-Enclosed type both side opening

JFLO[®]



◎ 适用于直径 22 毫米以下线缆 Suitable for 22mm or less of cable.

主要技术参数 Basic technical data

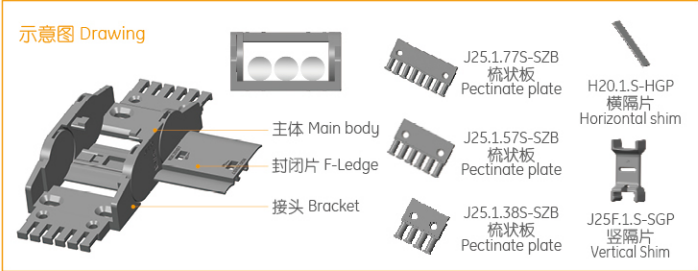


节距=46mm, 每米节数=22, 链长=S/2+K, S=行程距离, K=π·R+“安全量”
Pitch=46mm, link per meter=22, length of chain=S/2+K, S=stroke. K=π·R+“safety ration”

R	75	100	125	150	225
H	190	240	290	340	490
D	141	166	191	216	291
K	368	414	506	598	828

安装实际高度 :H_f=H+40mm(负载 1.0kg/m)

Actual mounting height:H_f=H+40mm(load 1.0kg/m)

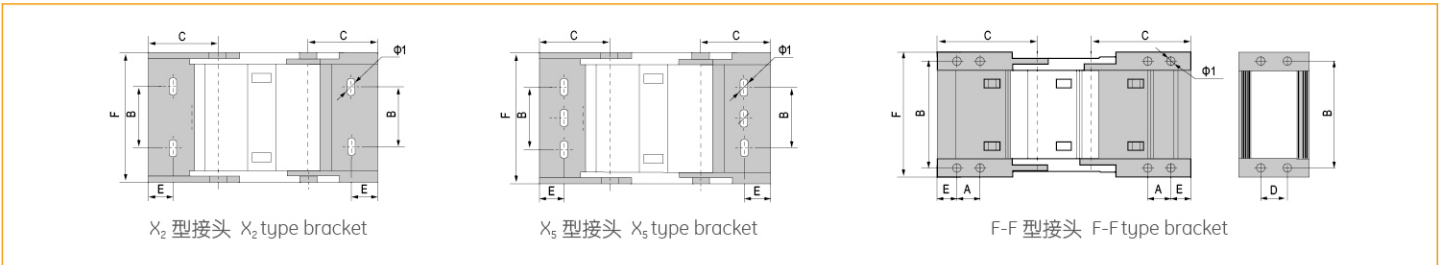


拖链型号 Cable Chain No.	内高 Hi	内宽 Bi	外高 Ha	外宽 Ba	款式 Styles	弯曲半径 Bending radius R	固定接头类型及参数 Bracket type and parameters								
							可配接头类型 Applicable bracket type	孔径 Bore diameter Φ1	孔距 (mm)hole distance						接头代号 Bracket No.
J25F.1.38S	25	38	40	55	F.S	75,100,125, 150,225	X ₂	6*12L	A	B	C	D	E	F	J25F.1.38S-XJT
J25F.1.50S	25	50	40	67	F.S		F-F	6	13	63	47	15	13	72	J25F.1.38S-FJT
J25F.1.57S	25	57	40	74	F.S		X ₂	6	13	75	47	15	13	84	J25F.1.50S-FJT
J25F.1.60S	25	60	40	77	F.S		F-F	6	13	82	47	15	13	91	J25F.1.57S-XJT
J25F.1.75S	25	75	40	92	F.S		F-F	6	13	85	47	15	13	94	J25F.1.57S-FJT
J25F.1.77S	25	77	40	94	F.S		F-F	6	13	100	47	15	13	109	J25F.1.60S-FJT
J25F.1.100S	25	100	40	117	F.S		X ₅	6*12L	64	43	10	93	J25F.1.75S-XJT		
							F-F	6	13	102	47	15	13	111	J25F.1.77S-FJT
							F-F	6	13	125	47	15	13	134	J25F.1.100S-FJT

注: S 表示两侧可打开 Note: S indicates that the both side open

单位 (unit): mm

固定接头类型及参数 Fix bracket type and parameters (见表格 See table)



订货示例 Order Example

示例 拖链内高 25mm、内宽 38mm、半径 75mm、长度 1 米 /22 节 (Sample: inner height 25mm, inner width 38mm, radius 75mm, length 1 meter /22 links)

拖链 chain J25F.1.38S R75 1000mm /22 Links

接头 Bracket J25F.1.38S-XJT 1 副 (Set)

配件 Accessories 每节装 1 个竖隔片 /1 个横隔片 (1 vertical shim/1 horizontal shim can be mounted in every link)

注: 可根据客户要求定制各种规格。 Note: Various sizes can be customized according to customer requirements.