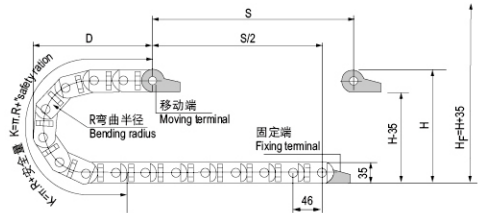


◎ 适用于直径 22 毫米以下线缆 Suitable for 22mm or less of cable.

主要技术参数 Basic technical data

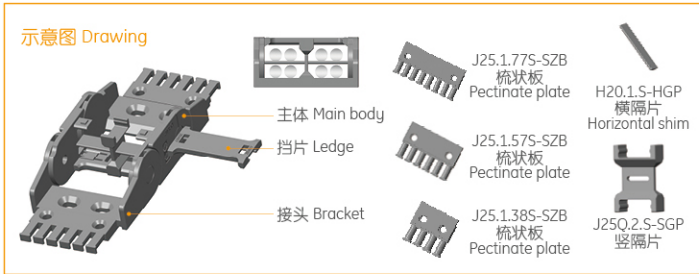


节距=46mm, 每米节数=22, 链长=S/2+K, S=行程距离, K=π·R+“安全量”
Pitch=46mm, link per meter=22, length of chain=S/2+K, S=stroke. K=π·R+“safety ration”

R	40	55	75	100	125	150	175	190	200	250
H	115	145	185	235	285	335	385	415	435	535
D	104	119	139	164	189	214	239	254	264	314
K	230	276	368	414	506	598	644	690	736	920

安装实际高度:H_F=H+35mm(负载 1.0kg/m)

Actual mounting height:H_F=H+35mm(load 1.0kg/m)

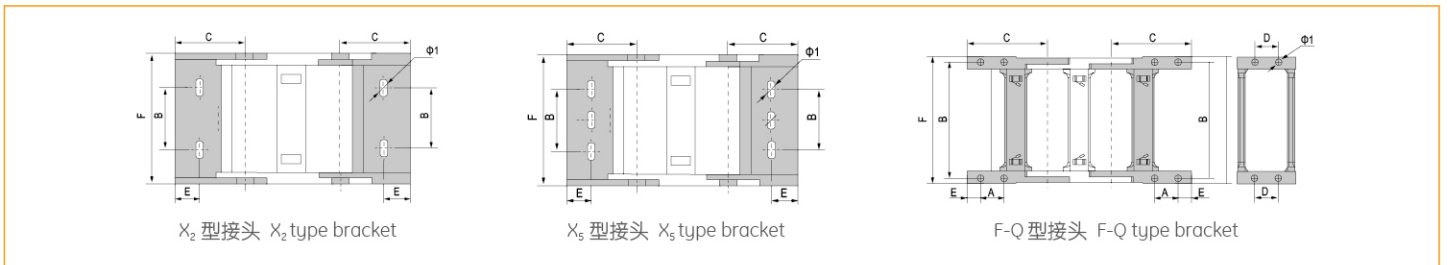


拖链型号 Cable Chain No.	内高 Hi	内宽 Bi	外高 Ha	外宽 Ba	款式 Styles	弯曲半径 Bending radius R	固定接头类型及参数 Bracket type and parameters						接头代号 Bracket No.			
							可配接头类型 Applicable bracket type	孔径 Bore diameter Φ1	孔距 (mm)hole distance							
J25Q.2.25S	25	25	35	40	Q.S	40,55,75,100,125,150,175,190,200,250	X ₂	6.2*9L	A	B	C	D	E	F	J25Q.2.25S-XJT	
							F-Q	6		50	33	10	60			J25Q.2.25S-XJT
J25Q.2.38S	25	38	35	53	Q.S		X ₂	6*10L		25	41	12	53			J25Q.2.38S-XJT
							F-Q	6		63	33	10	73			J25Q.2.38S-FJT
J25Q.2.50S	25	50	35	65	Q.S		X ₂	6*10L		37	41	12	65			J25Q.2.60S-XJT
							F-Q	6		75	33	10	85			J25Q.2.50S-FJT
J25Q.2.57S	25	57	35	72	Q.S		X ₂	6*10L		45	41	12	72			J25Q.2.57S-XJT
							F-Q	6		82	33	10	92			J25Q.2.57S-FJT
J25Q.2.77S	25	77	35	92	Q.S		X ₅	6*12L		57	41	12	92			J25Q.2.77S-XJT
							F-Q	6		102	33	10	112			J25Q.2.77S-FJT

注: S 表示两侧可打开 Note: S indicates that the both side open

单位 (unit): mm

固定接头类型及参数 Fix bracket type and parameters (见表格 See table)



订货示例 Order Example

示例 拖链内高 25mm、内宽 25mm、半径 55mm、长度 1 米 /22 节 (Sample: inner height 25mm, inner width 25mm, radius 55mm, length 1 meter /22 links)

拖链 chain J25Q.2.25S R55 1000mm /22 Links

接头 Bracket J25Q.2.25S-XJT 1 副 (Set)

配件 Accessories 每节装 1 个竖隔片 /1 个横隔片 (1 vertical shim/1 horizontal shim can be mounted in every link)

注: 可根据客户要求定制各种规格。 Note: Various sizes can be customized according to customer requirements.