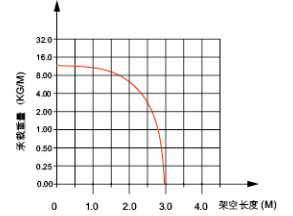
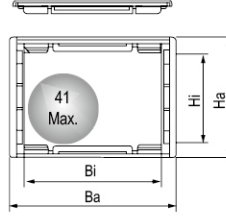


# J45Q.1.S 系列 - 桥式两侧可打开

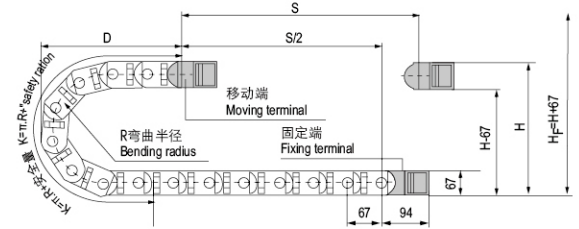
## Series of J45Q.1.S-Bridge type open of both side

**JFLO**<sup>®</sup>



◎ 适用于直径 41 毫米以下线缆 Suitable for 41mm or less of cable.

### 主要技术参数 Basic technical data



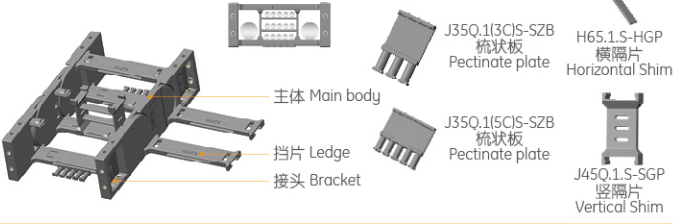
节距 = 67mm, 每米节数 = 15, 链长 = S/2 + K, S = 行程距离, K = π · R + "安全量"  
Pitch = 67mm, link per meter = 15, length of chain = S/2 + K, S = stroke, K = π · R + "safety ration"

|   | R   | 100 | 125 | 150 | 175 | 200 | 225 | 250  | 300 |
|---|-----|-----|-----|-----|-----|-----|-----|------|-----|
| H | 267 | 317 | 367 | 417 | 467 | 517 | 567 | 667  |     |
| D | 201 | 226 | 251 | 275 | 301 | 326 | 351 | 401  |     |
| K | 469 | 536 | 670 | 737 | 804 | 871 | 938 | 1139 |     |

安装实际高度 :H<sub>F</sub> = H + 67mm (负载 2.2kg/m)

Actual mounting height: H<sub>F</sub> = H + 67mm (load 2.2kg/m)

### 示意图 Drawing



| 拖链型号<br>Cable Chain<br>No. | 内高<br>Hi | 内宽<br>Bi | 外高<br>Ha | 外宽<br>Ba | 款式<br>Styles | 弯曲半径<br>Bending<br>radius<br>R          | 固定接头类型及参数 Bracket type and parameters |                           |                       |     |    |    |    |     |                     |
|----------------------------|----------|----------|----------|----------|--------------|---|---------------------------------------|---------------------------|-----------------------|-----|----|----|----|-----|---------------------|
|                            |          |          |          |          |              |   | 可配接头类型<br>Applicable<br>bracket type  | 孔径<br>Bore diameter<br>Φ1 | 孔距 (mm) hole distance |     |    |    |    |     | 接头代号<br>Bracket No. |
|                            |          |          |          |          |              |   |                                       | A                         | B                     | C   | D  | E  | F  |     |                     |
| J45Q.1.50S                 | 45       | 50       | 67       | 74       | Q.S          | 100,125,150,<br>175,200,225,<br>250,300 | F-Q                                   | 6                         | 24                    | 65  | 94 | 26 | 15 | 80  | J45Q.1.50S-FJT      |
| J45Q.1.60S                 | 45       | 60       | 67       | 84       | Q.S          |   | F-Q                                   | 6                         | 24                    | 75  | 94 | 26 | 15 | 90  | J45Q.1.60S-FJT      |
| J45Q.1.75S                 | 45       | 75       | 67       | 99       | Q.S          |   | F-Q                                   | 6                         | 24                    | 90  | 94 | 26 | 15 | 105 | J45Q.1.75S-FJT      |
| J45Q.1.90S                 | 45       | 90       | 67       | 114      | Q.S          |   | F-Q                                   | 6                         | 24                    | 105 | 94 | 26 | 15 | 120 | J45Q.1.90S-FJT      |
| J45Q.1.100S                | 45       | 100      | 67       | 124      | Q.S          |   | F-Q                                   | 6                         | 24                    | 115 | 94 | 26 | 15 | 130 | J45Q.1.100S-FJT     |
| J45Q.1.117S                | 45       | 117      | 67       | 141      | Q.S          |   | F-Q                                   | 6                         | 24                    | 132 | 94 | 26 | 15 | 147 | J45Q.1.117S-FJT     |
| J45Q.1.125S                | 45       | 125      | 67       | 149      | Q.S          |   | F-Q                                   | 6                         | 24                    | 140 | 94 | 26 | 15 | 155 | J45Q.1.125S-FJT     |
| J45Q.1.130S                | 45       | 130      | 67       | 154      | Q.S          |   | F-Q                                   | 6                         | 24                    | 145 | 94 | 26 | 15 | 160 | J45Q.1.130S-FJT     |
| J45Q.1.150S                | 45       | 150      | 67       | 174      | Q.S          |   | F-Q                                   | 6                         | 24                    | 165 | 94 | 26 | 15 | 180 | J45Q.1.150S-FJT     |
| J45Q.1.154S                | 45       | 154      | 67       | 178      | Q.S          |   | F-Q                                   | 6                         | 24                    | 169 | 94 | 26 | 15 | 184 | J45Q.1.154S-FJT     |
| J45Q.1.175S                | 45       | 175      | 67       | 199      | Q.S          |   | F-Q                                   | 6                         | 24                    | 190 | 94 | 26 | 15 | 205 | J45Q.1.175S-FJT     |
| J45Q.1.200S                | 45       | 200      | 67       | 224      | Q.S          |   | F-Q                                   | 6                         | 24                    | 215 | 94 | 26 | 15 | 230 | J45Q.1.200S-FJT     |
| J45Q.1.250S                | 45       | 250      | 67       | 274      | Q.S          |   | F-Q                                   | 6                         | 24                    | 265 | 94 | 26 | 15 | 280 | J45Q.1.250S-FJT     |
| J45Q.1.300S                | 45       | 300      | 67       | 324      | Q.S          |   | F-Q                                   | 6                         | 24                    | 315 | 94 | 26 | 15 | 330 | J45Q.1.300S-FJT     |

注: S 表示两侧可打开 Note: S indicates that the both side open

单位 (unit): mm

### 固定接头类型及参数 Fix bracket type and parameters (见表格 See table)



### 订货示例 Order Example

示例 拖链内高 45mm、内宽 50mm、半径 100mm、长度 1 米 / 15 节 (Sample: inner height 45mm, inner width 50mm, radius 100mm, length 1 meter / 15 links)

拖链 Chain J45Q.1.50S R100 1000mm / 15 Links

接头 Bracket J45Q.1.50S -XJT 1 副 (Set)

配件 Accessories 每节装 1 个竖隔片 / 1 个横隔片 (1 vertical shim / 1 horizontal shim can be mounted in every link)

注: 可根据客户要求定制各种规格。 Note: Various sizes can be customized according to customer requirements.